2024 WES National Show

C1 Novice Rider Walk/Jog Trail
C2 Novice Horse Walk/Jog Trail

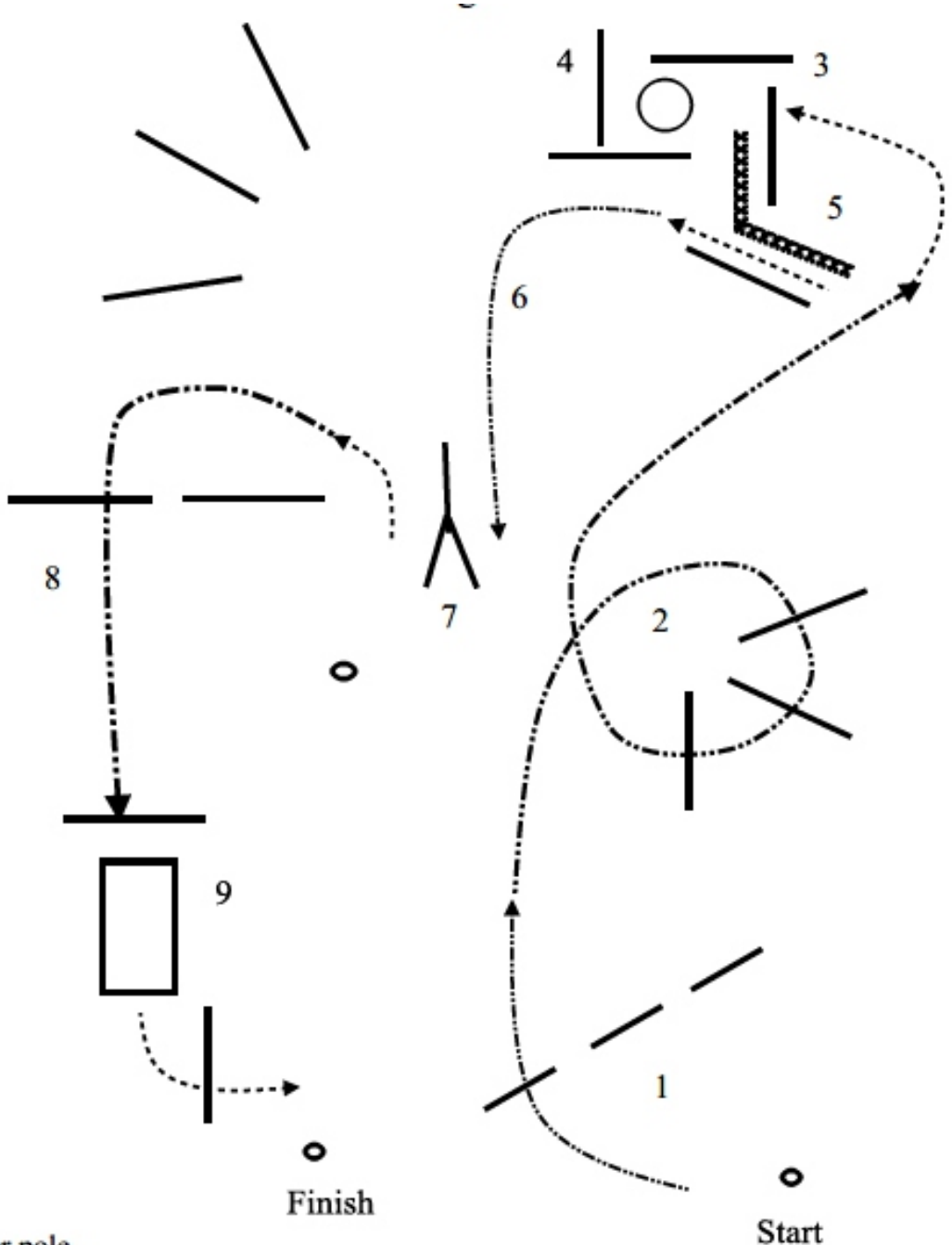

1. Jog over pole
2. Jog over poles
3. Walk over pole into box
4. Turn 360* either way
5. Back out
6. Walk then jog to gate
7. Work gate with right hand
8. Extended jog over pole
9. Walk over poles and bridge to finish

Pattern by D Lloyd

Pattern Provided by
David Lloyd

Western Equestrian Soc. National Show
Western Equestrian Soc. National Show

2024 WES National Show

C3 Youth 13 & Under Trail

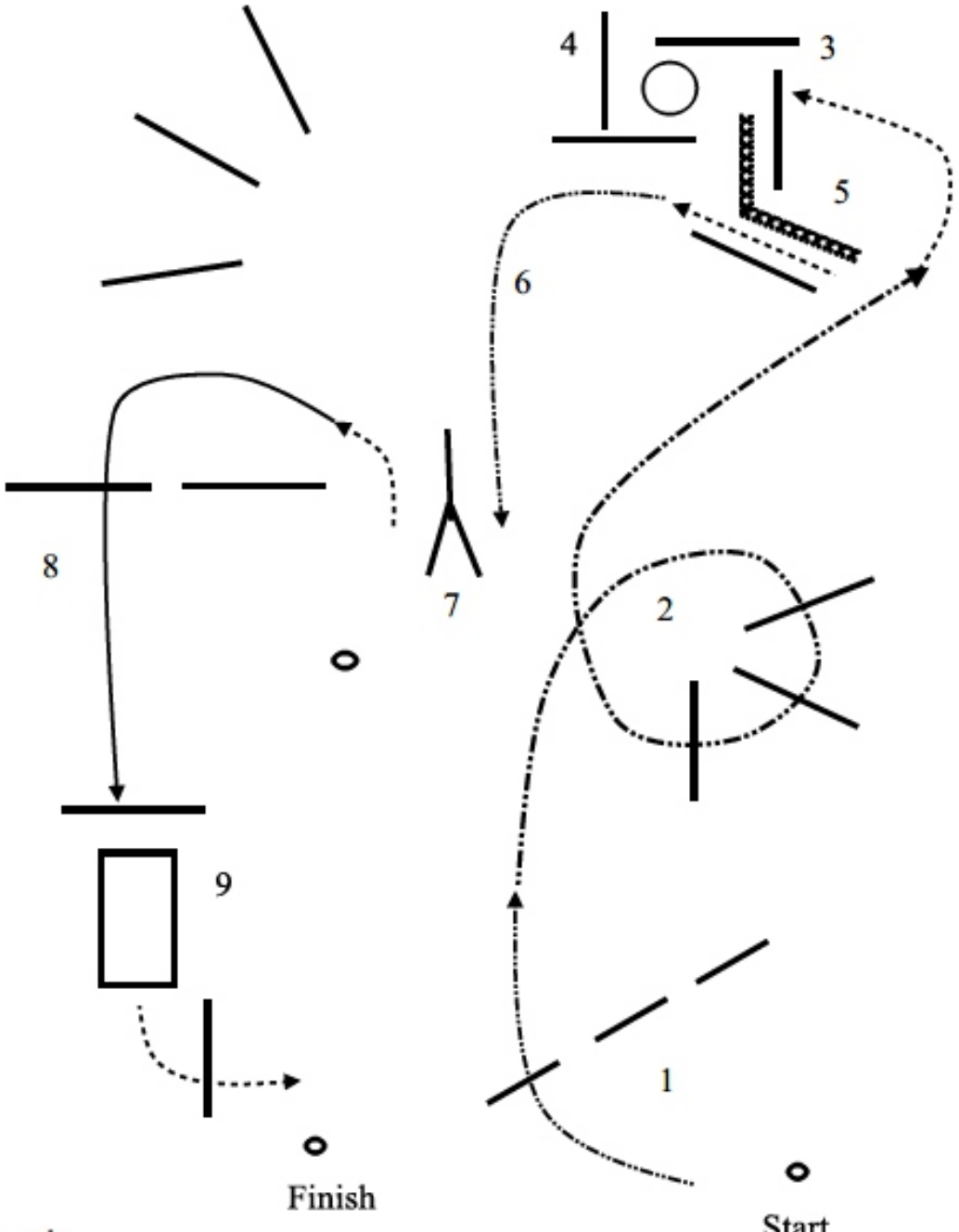

1. Jog over pole
2. Jog over poles
3. Walk over pole into box
4. Turn 360* either way
5. Back out
6. Walk then jog to gate
7. Work gate with right hand
8. Lope left lead over pole
9. Walk over poles and bridge to finish

Pattern by D Lloyd

Pattern Provided by
David Lloyd

Western Equestrian Soc. National Show
Western Equestrian Soc. National Show

2024 WES National Show

C4 Youth 14-18 Trail

Western Equestrian Soc. National Show

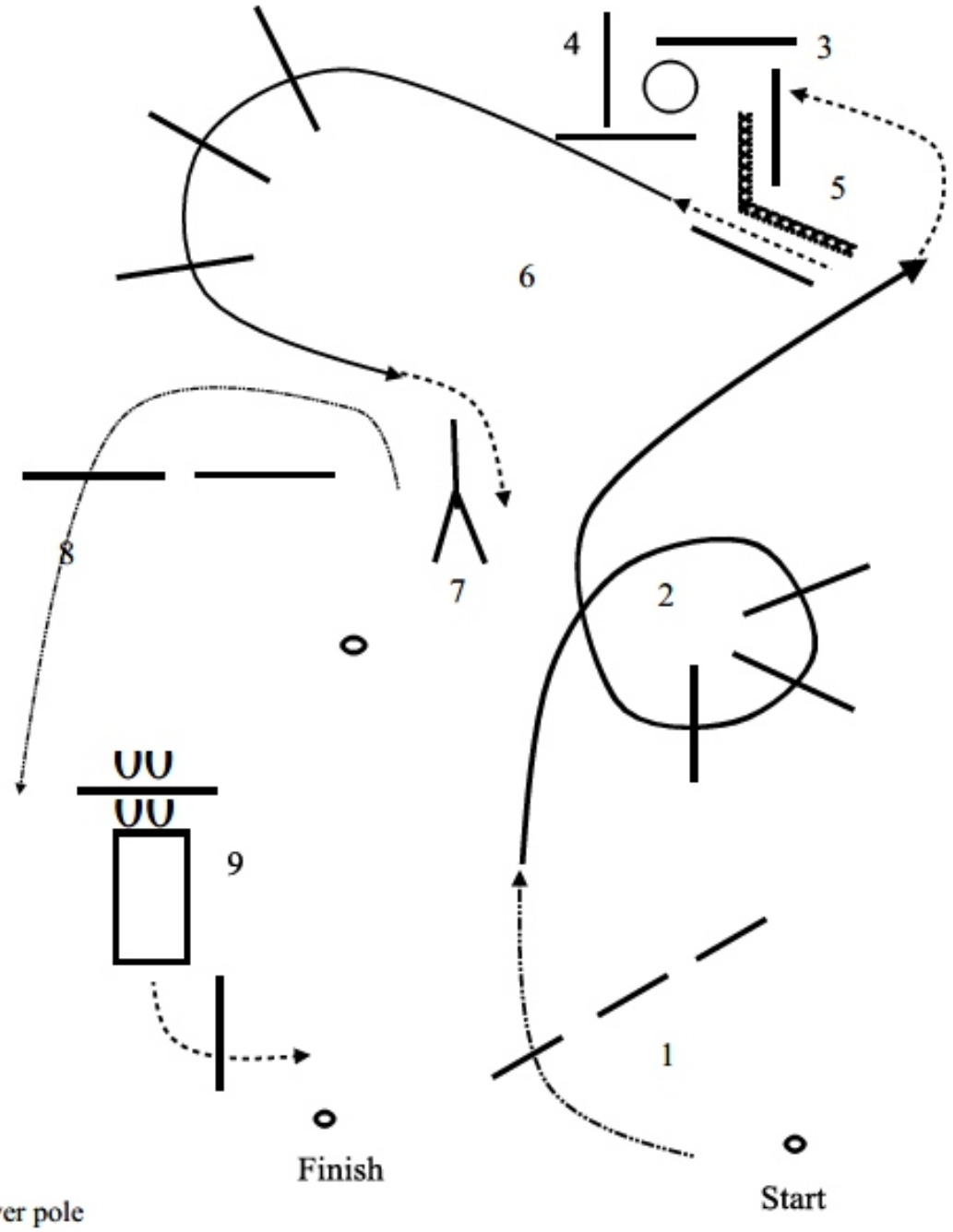

1. Jog over pole
2. Lope right lead over poles
3. Walk over pole into box
4. Turn 360* either way
5. Back out
6. Lope left lead then walk to gate
7. Work gate with right hand
8. Jog over pole
9. Sidepass left straddling pole, walk over poles and bridge to finish

Pattern by D Lloyd

Western Equestrian Soc. National Show

Pattern Provided by
David Lloyd

2024 WES National Show

C5 Intermediate Horse Trail

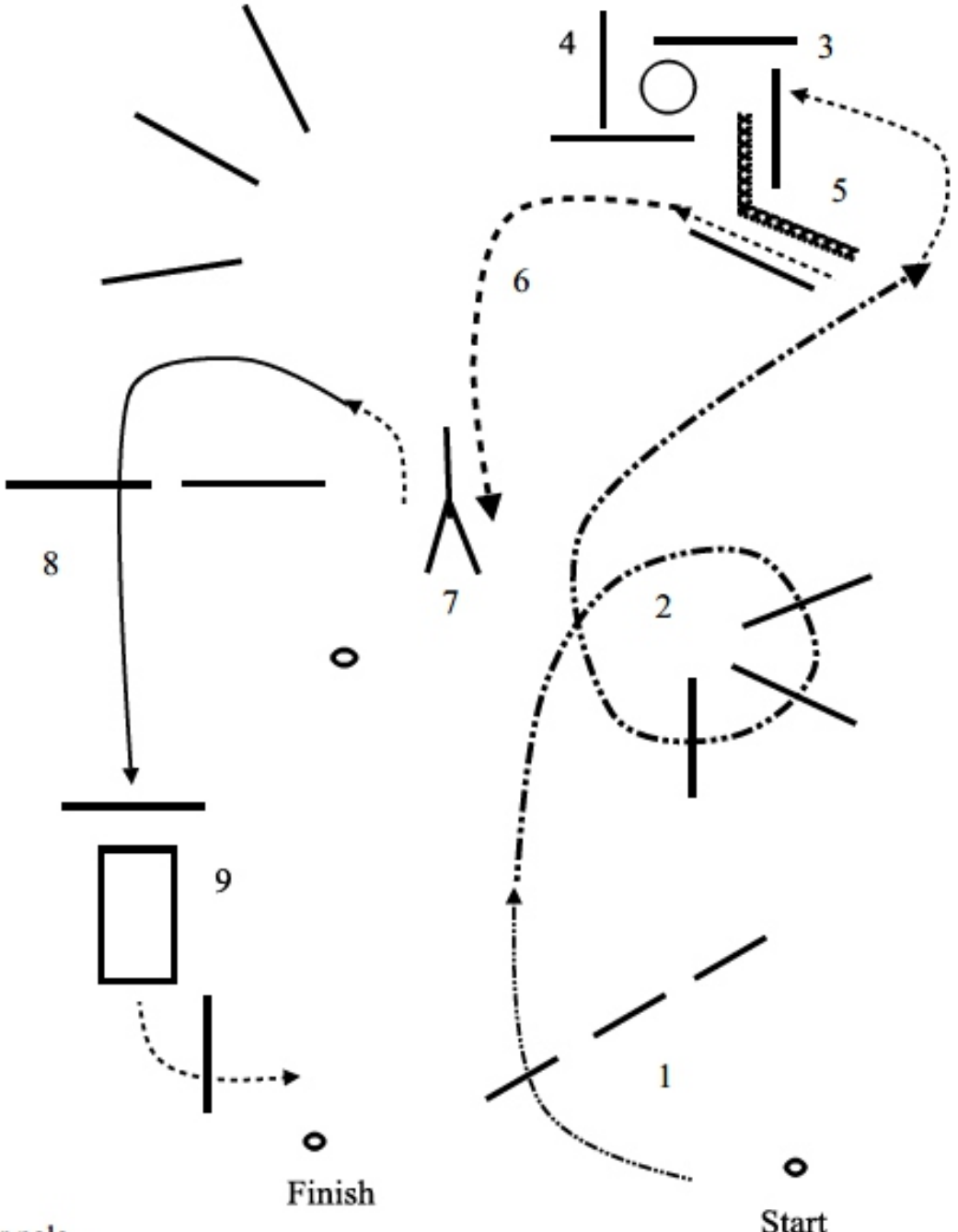

1. Jog over pole
2. Ex jog over poles
3. Walk over pole into box
4. Turn 360* either way
5. Back out
6. Extended walk to gate
7. Work gate with right hand
8. Lope left lead over pole
9. Walk over poles and bridge to finish

Pattern by D Lloyd

Pattern Provided by
David Lloyd

Western Equestrian Soc. National Show
Western Equestrian Soc. National Show

2024 WES National Show

C6 Amateur Trail

Western Equestrian Soc. National Show

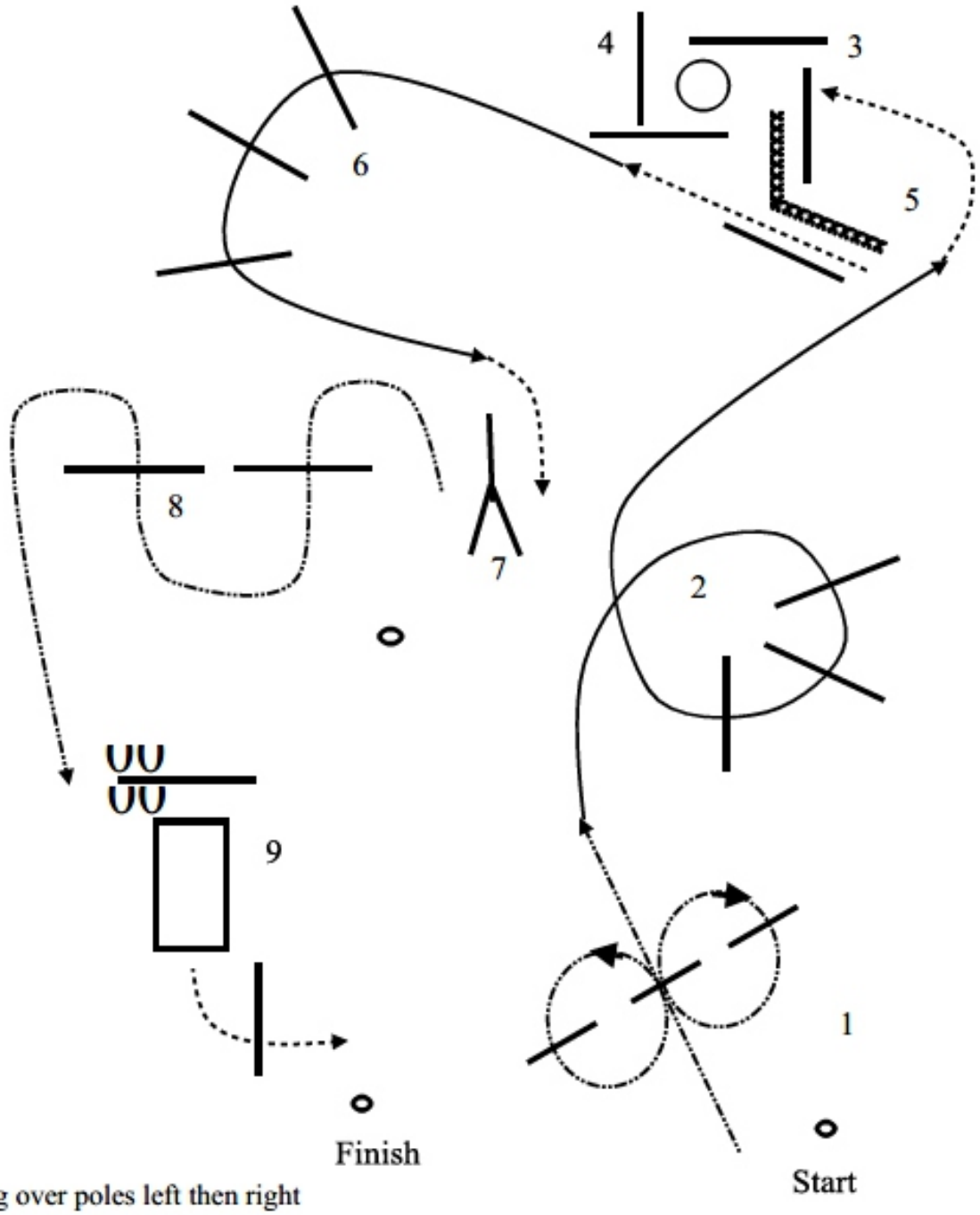

1. Jog over poles left then right
2. Lope right lead over poles
3. Walk over pole into box
4. Turn 360* either way
5. Back out
6. Walk out, Lope left lead over poles ,walk to gate
7. Work gate with right hand
8. Jog over poles
9. Sidepass left to middle walk over poles and bridge to finish

Pattern by D Lloyd

Western Equestrian Soc. National Show

Pattern Provided by
David Lloyd

2024 WES National Show

C7 Open Trail

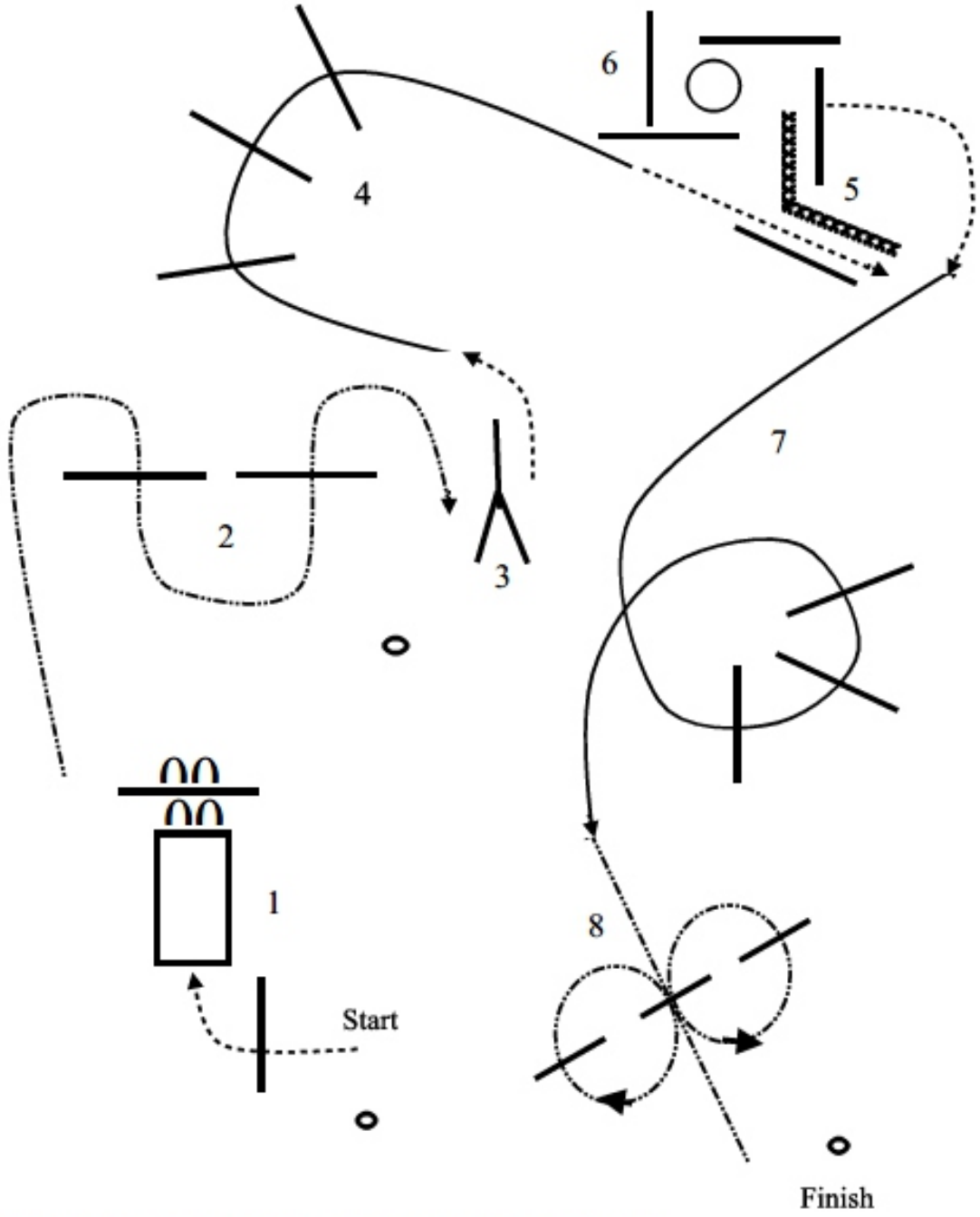

1. Walk over pole and bridge , straddle pole sidepass left out
2. Jog over poles to gate
3. Work gate with left hand
4. Walk then lope right lead over poles then walk alongside pole
5. Back up into box
6. Turn 450* left walk out
7. Lope left lead over poles
8. Jog over poles first left then right to finish

Pattern by D Lloyd

Pattern Provided by
David Lloyd

Western Equestrian Soc. National Show
Western Equestrian Soc. National Show

2024 WES National Show

C8 Novice Rider Trail
C9 Novice Horse Trail

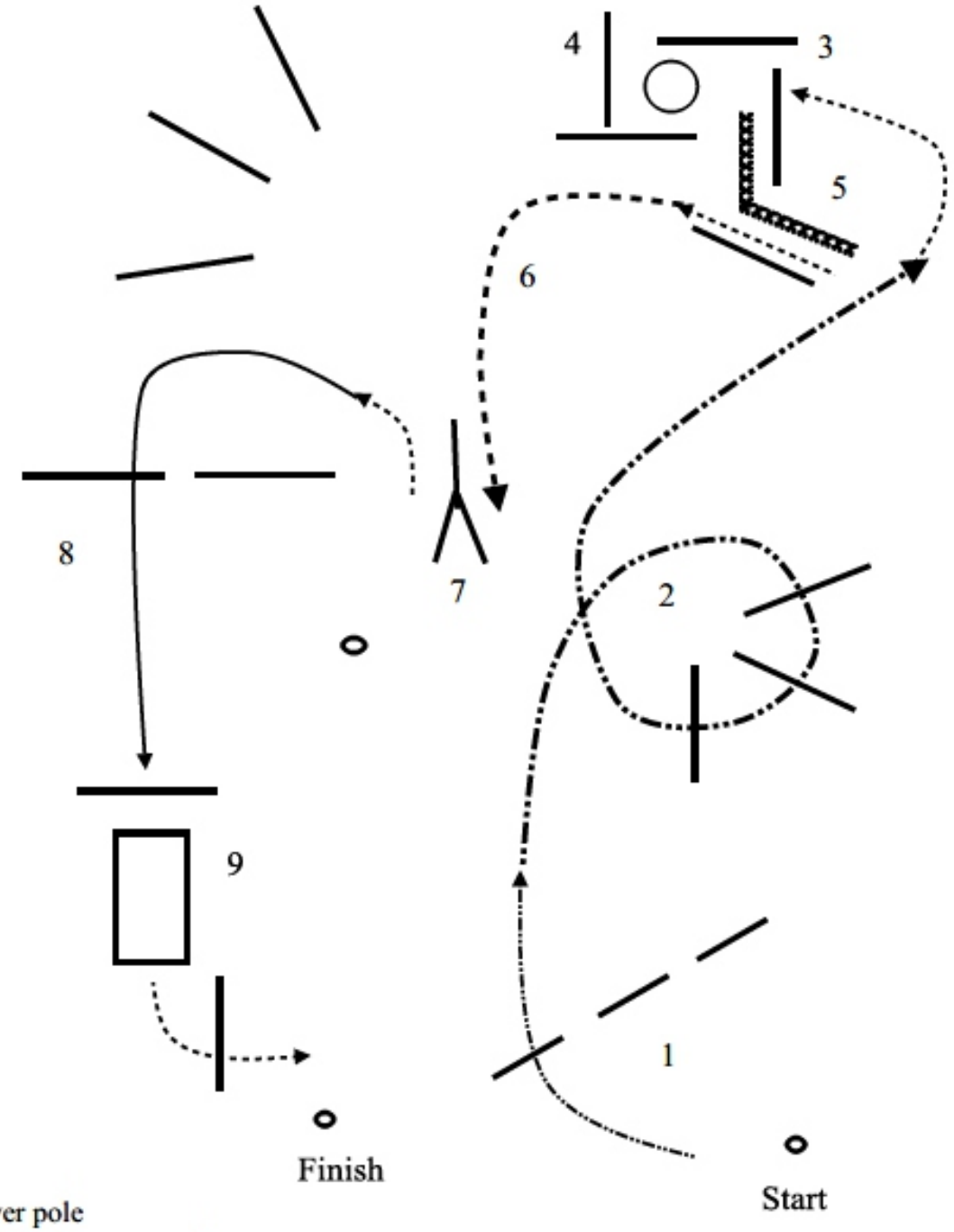

1. Jog over pole
2. Extend the jog over poles
3. Walk over pole into box
4. Turn 360* either way
5. Back out
6. Extended walk to gate
7. Work gate with right hand
8. Lope left lead over pole
9. Walk over poles and bridge to finish

Pattern by D Lloyd

Pattern Provided by
David Lloyd

Western Equestrian Soc. National Show
Western Equestrian Soc. National Show

2024 WES National Show

C10 Championship Trail

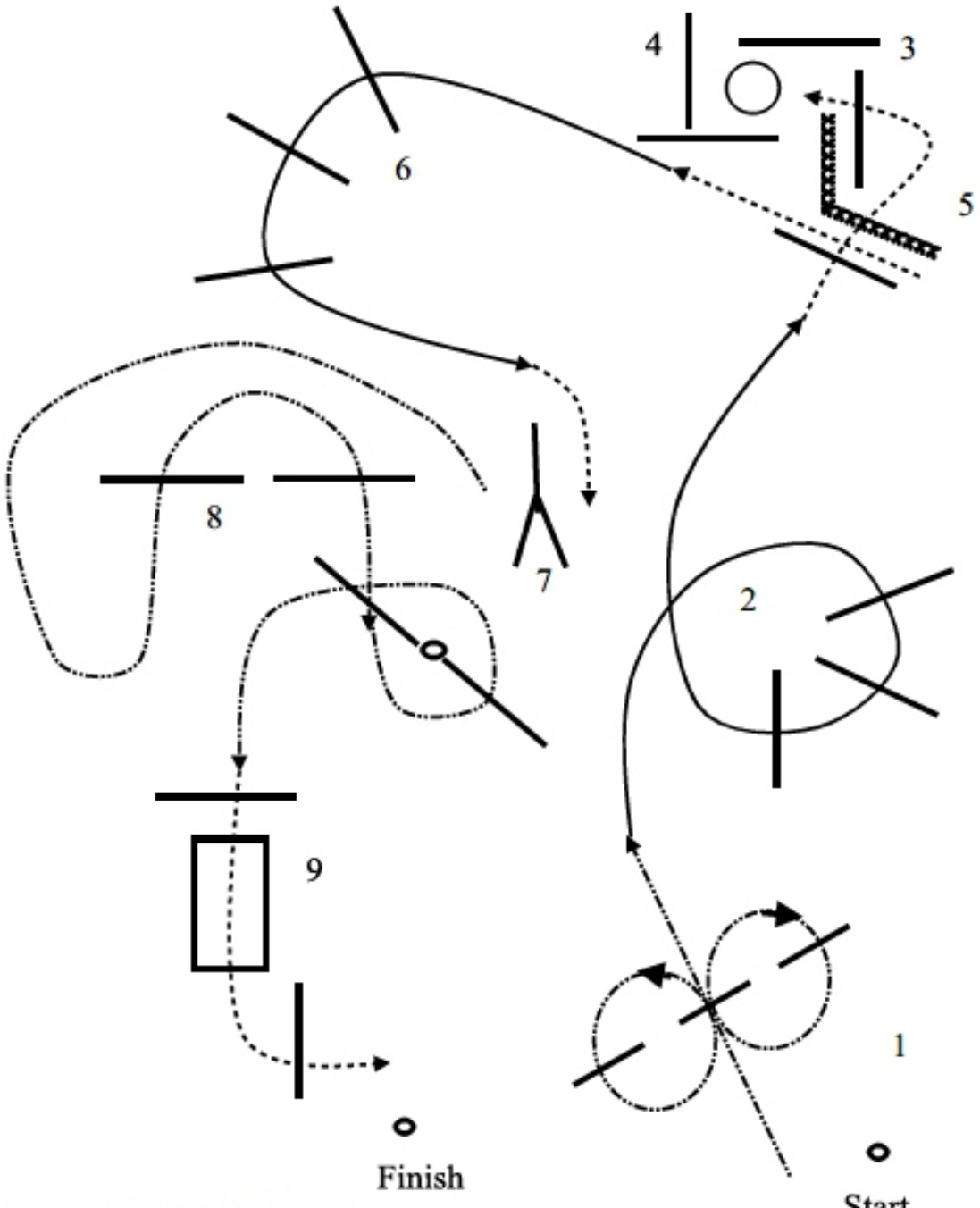

1. Jog over poles left then right
2. Lope right lead over poles
3. Walk over poles into box
4. Turn 360* either way
5. Back out
6. Walk out, Lope left lead over poles ,walk to gate
7. Work gate with right hand
8. Jog over poles
9. Walk over poles and bridge to finish

Pattern by D Lloyd

Pattern Provided by
David Lloyd

Western Equestrian Soc. National Show
Western Equestrian Soc. National Show

2024 WES National Show

C19 Novice Rider Walk/Jog Horsemanship

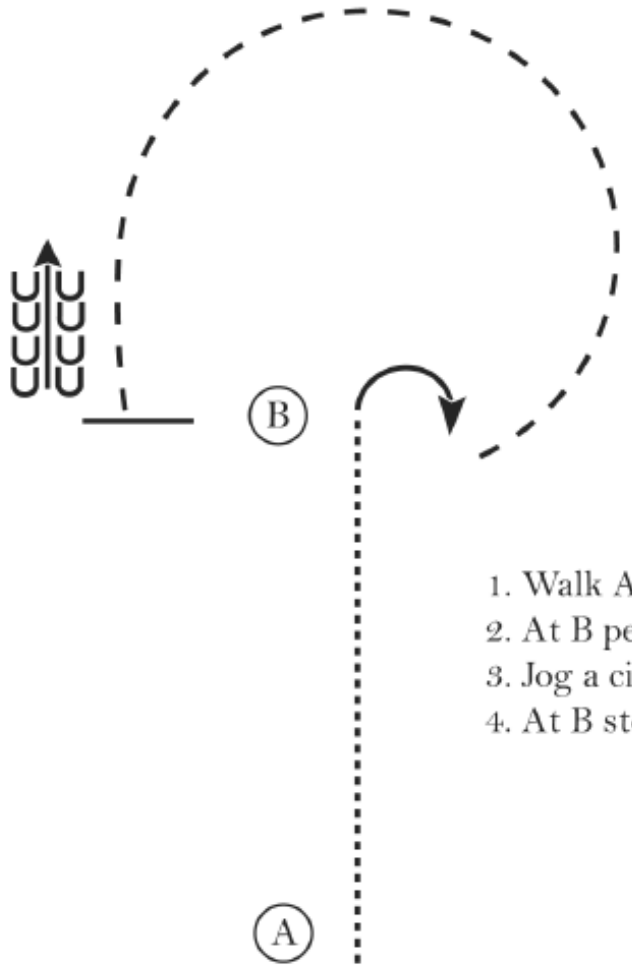

1. Walk A to B
2. At B perform a 90 degree turn to the right
3. Jog a circle around B
4. At B stop and back 4 steps

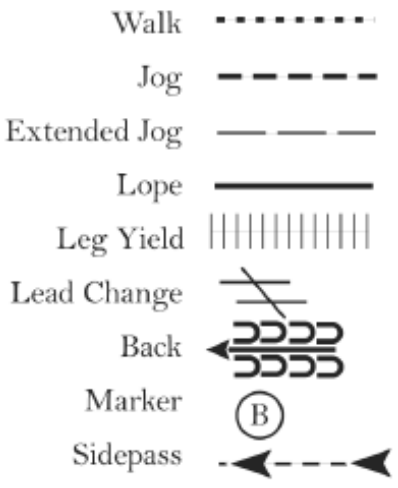

Pattern Provided by
David Lloyd

Western Equestrian Soc. National Show
Western Equestrian Soc. National Show

2024 WES National Show

C21 Novice Rider Horsemanship

Western Equestrian Soc. National Show

Western Equestrian Soc. National Show

1. Jog A to B.
2. Stop at B and perform a 180 degree turn to the right on the hindquarters.
3. Jog a circle to the left.
4. At B lope a circle to the right on the right lead.
5. Stop at B and perform a 180 degree turn to the left.
6. Jog B to C.
7. Stop at C.

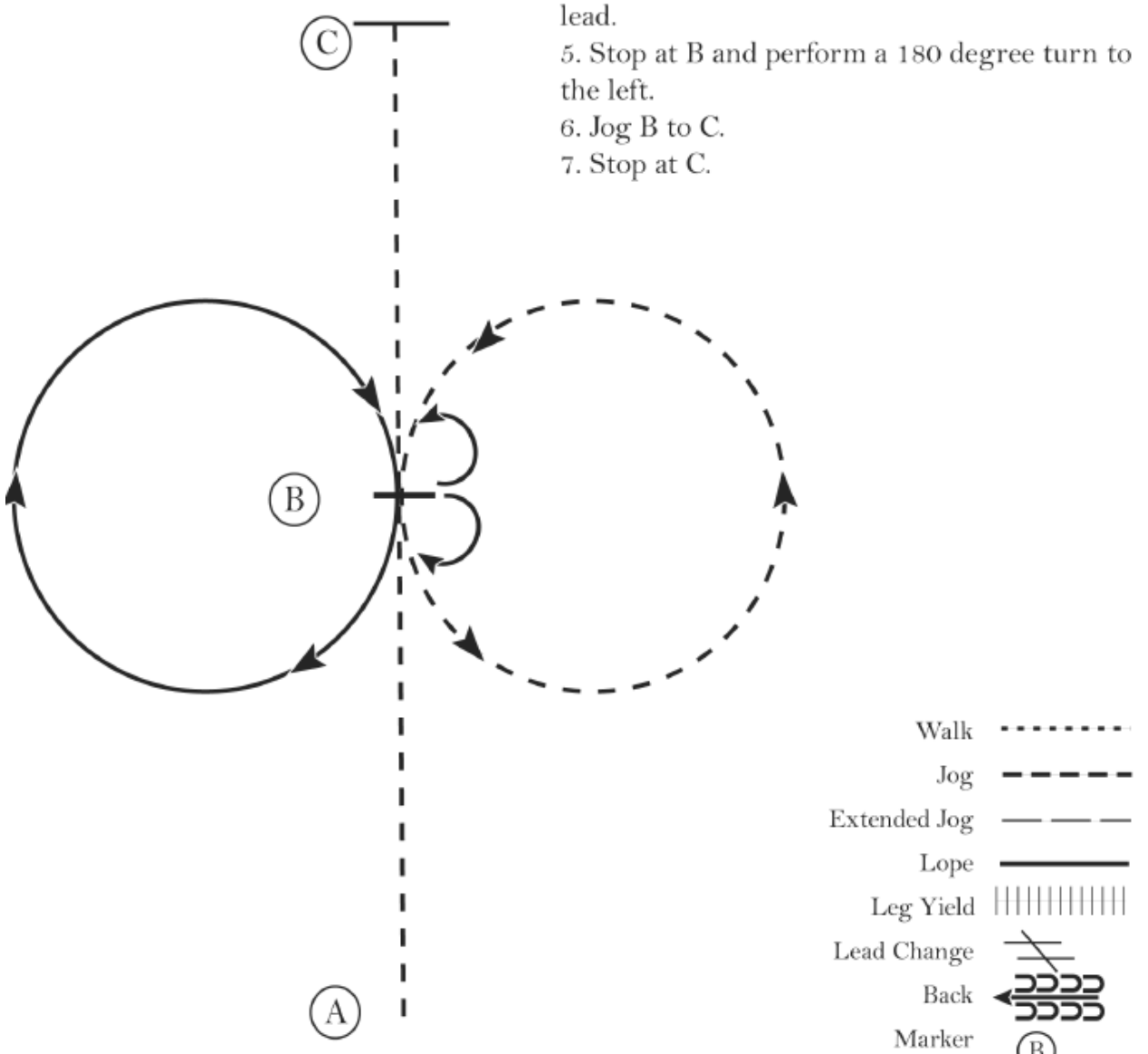

Pattern Provided by
David Lloyd

2024 WES National Show

C22 Amateur Horsemanship

Western Equestrian Soc. National Show

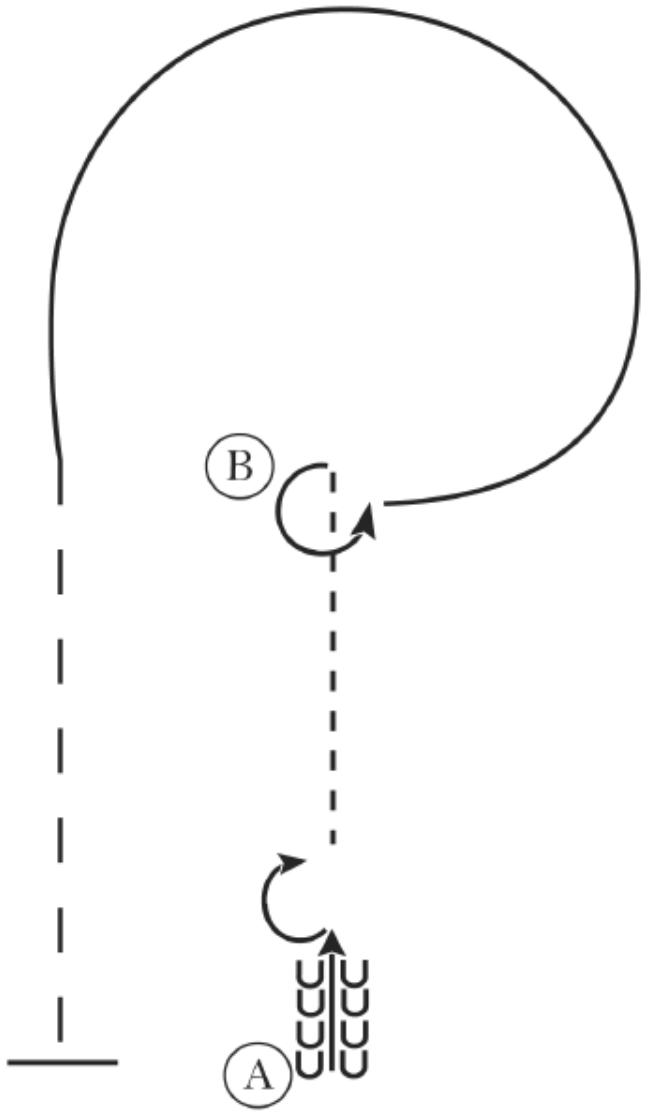

1. Back 4 steps at A.
2. Perform a 180 degree turn to the right.
3. Jog to B.
4. At B perform a 270 degree turn to the left .
5. Lope a circle around B on the left lead.
6. At B extend the jog to A.
7. At A stop.

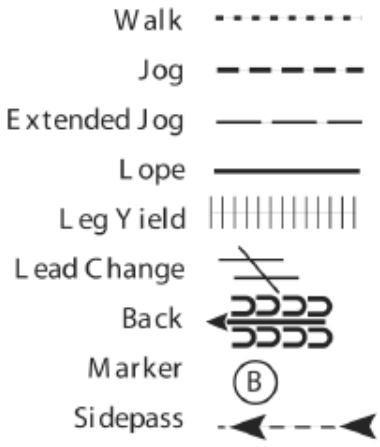

Western Equestrian Soc. National Show

Pattern Provided by
David Lloyd

2024 WES National Show

C23 Open Horsemanship

Western Equestrian Soc. National Show

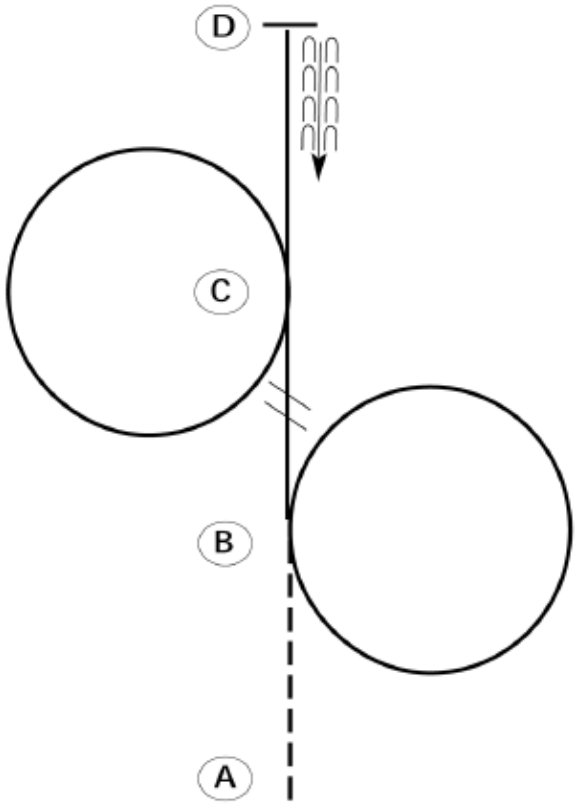

Be ready at A.

1. Jog from A to B.
2. Lope a circle to the right at B.
3. Change leads 1/2 way between B and C.
4. Lope a circle to the left at C.
5. Continue to lope to D.
6. Stop and D and back one horse length.

Retire to the rail or line up at a jog.

Walk
Jog
Extended Jog
Lope
Leg Yield
Lead Change
Back
Marker B
Sidepass

Western Equestrian Soc. National Show

Pattern Provided by
David Lloyd

2024 WES National Show

C24 Youth 13 & Under Horsemanship

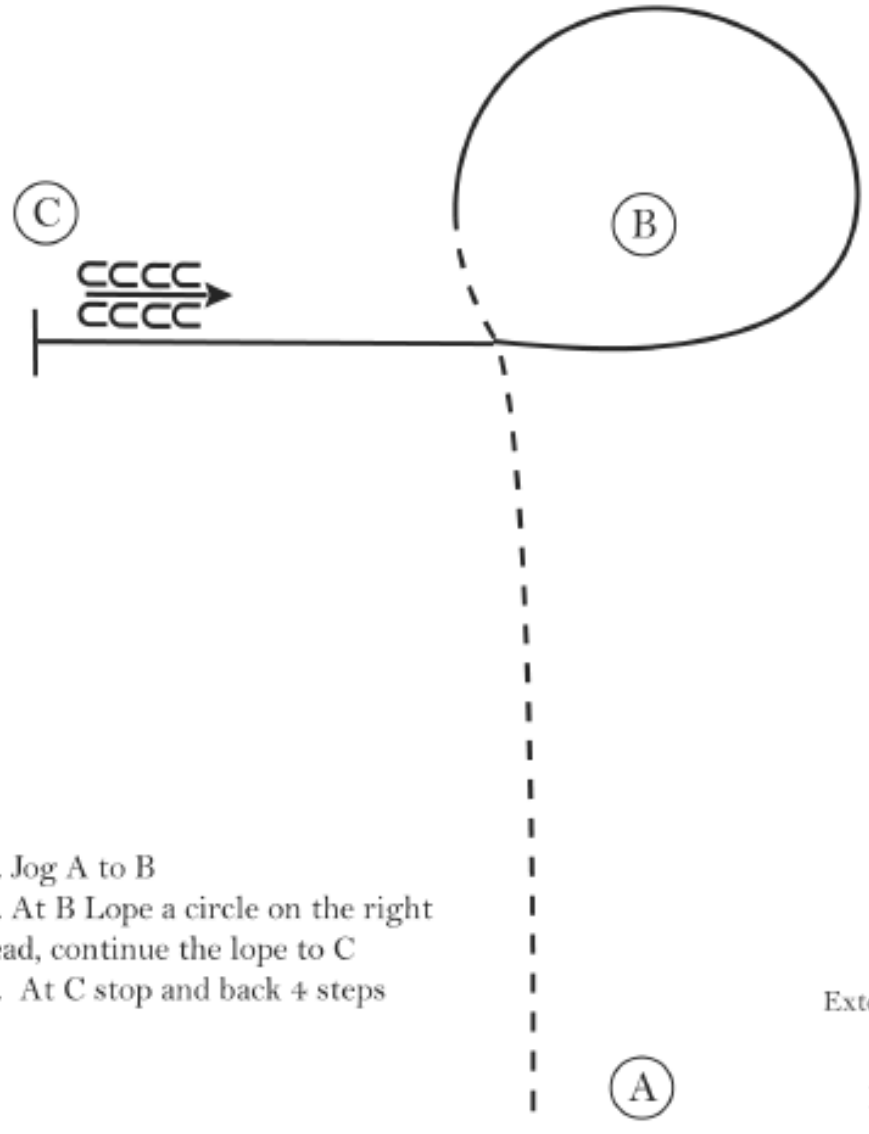

1. Jog A to B
2. At B Lope a circle on the right lead, continue the lope to C
4. At C stop and back 4 steps

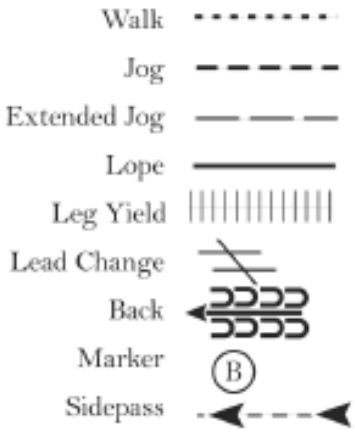

Western Equestrian Soc. National Show

Western Equestrian Soc. National Show

Pattern Provided by
David Lloyd

2024 WES National Show

C25 Youth 14-18 Horsemanship

Western Equestrian Soc. National Show

Western Equestrian Soc. National Show

1. Walk to A
2. Jog A to B
3. Stop at B and perform a 180 degree turn to the right
4. Back to C
5. At C perform a 270 degree turn to the left
6. Lope a circle around A, returning to B
7. Stop at B

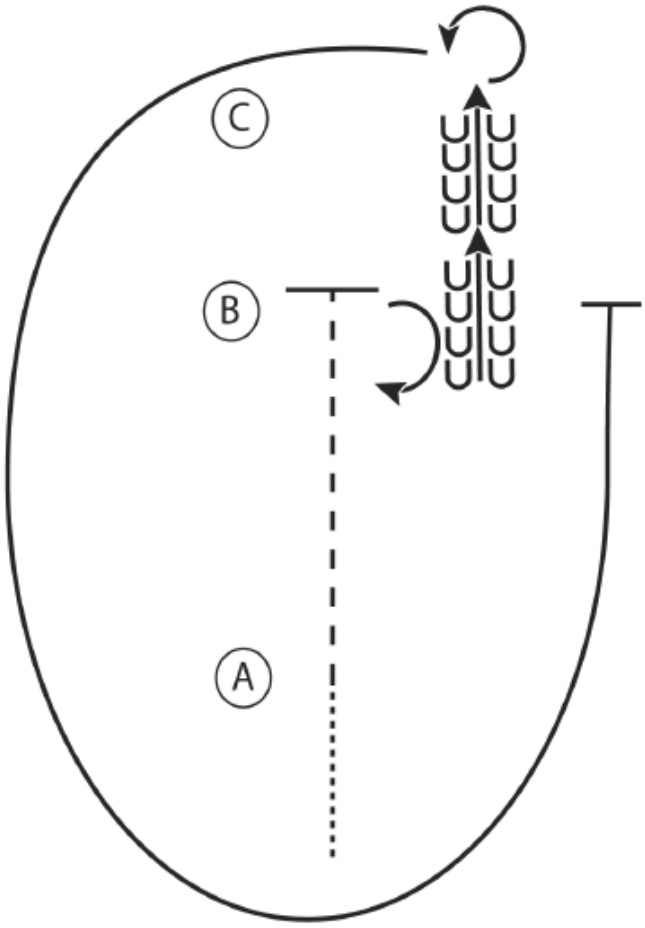

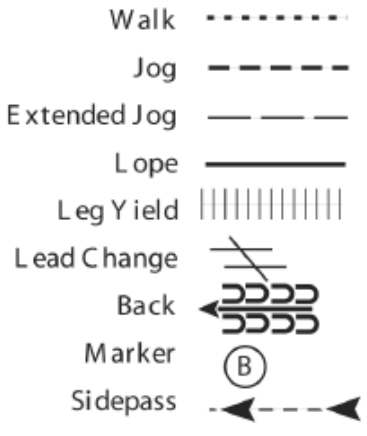

Pattern Provided by
David Lloyd

2024 WES National Show

C26 Championship Horsemanship

Western Equestrian Soc. National Show

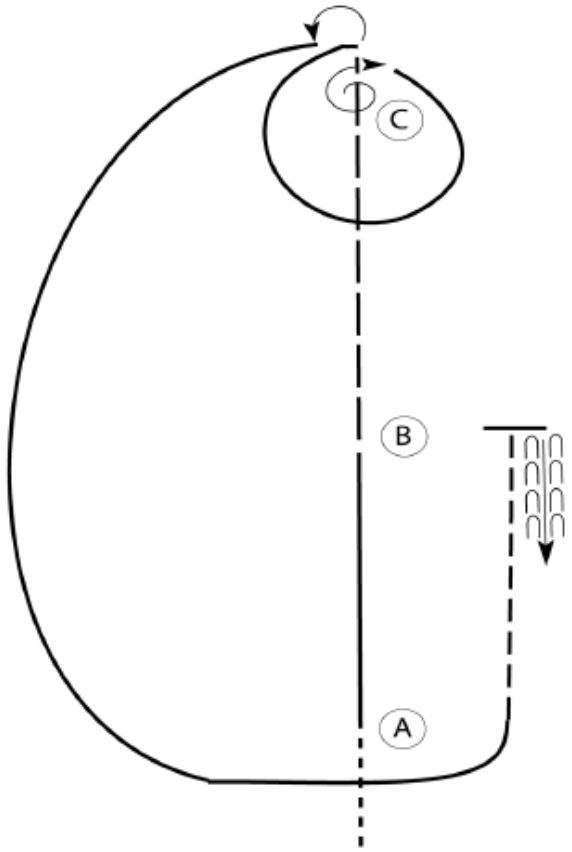

Be ready before A.

1. Walk to A.
2. At A, lope on the left lead to B.
3. At B, extend the jog to past C.
4. Stop and perform a 450 degree turn to the right.
5. Lope a circle around C on the right lead.
6. Stop at C and perform a 180 degree turn to the left.
7. Lope a large fast half circle to and around A .
8. At A, jog to B.
9. Stop at B and back 4 approximately one horse length.

Walk
Jog
Extended Jog
Lope
Lead Change
Back
Marker B

Western Equestrian Soc. National Show

Pattern Provided by
David Lloyd

2024 WES National Show

C35 Novice Rider Showmanship

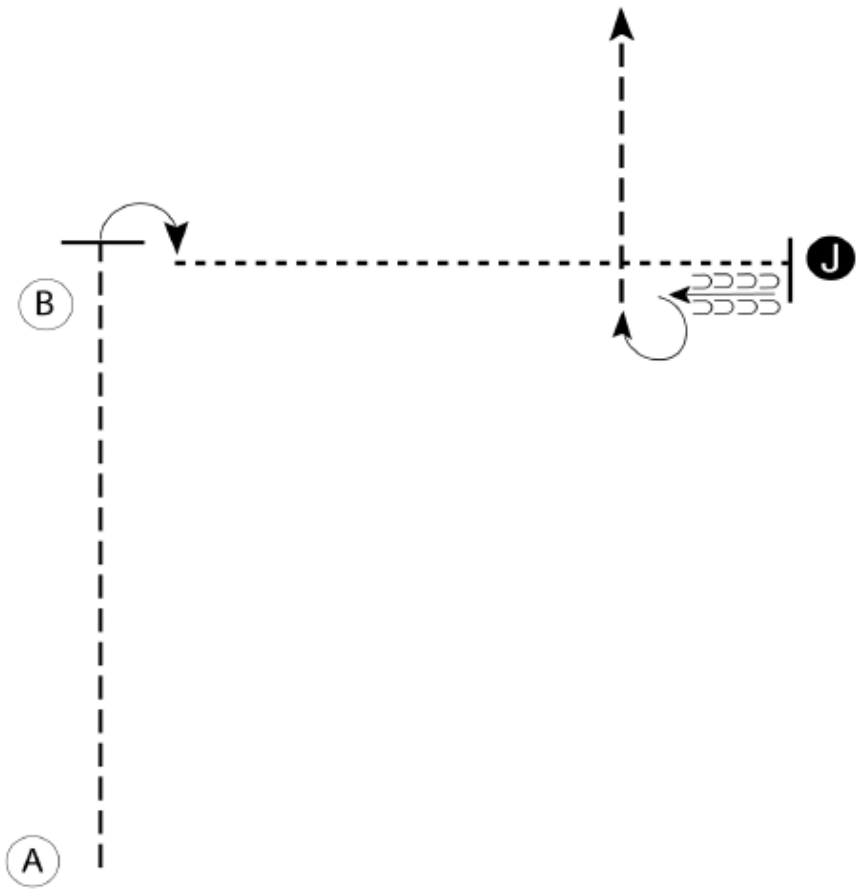

1. Begin at A. Trot from A past B
2. Stop and perform a 90 degree turn
3. Walk to the Judge, stop and set up for inspection
4. When dismissed back one horse length and perform a 270 degree turn
5. Trot to the line-up

Walk
Trot
Back
Marker B
Judge J

Pattern Provided by
David Lloyd

Western Equestrian Soc. National Show
Western Equestrian Soc. National Show

2024 WES National Show

C36 Amateur Showmanship

Western Equestrian Soc. National Show

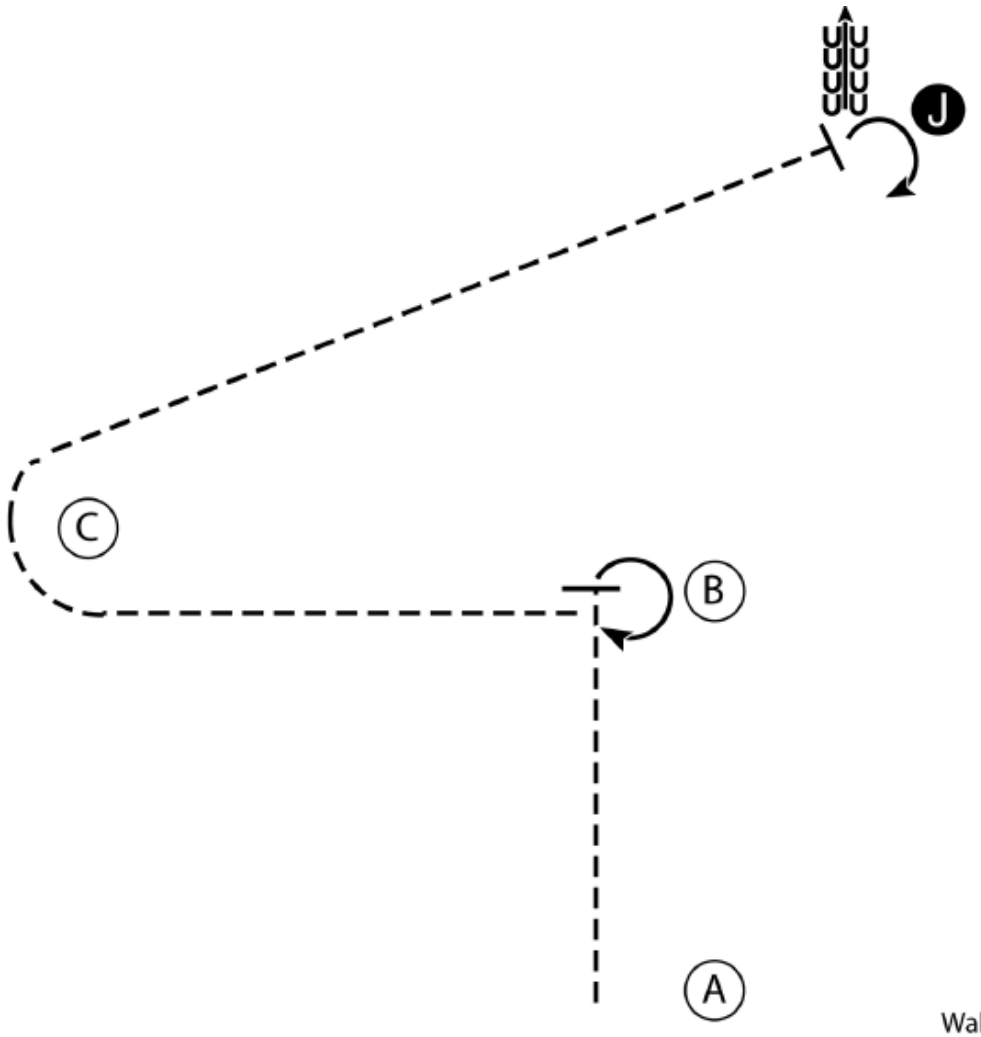

1. Trot from A to B.
2. Stop and perform a 270 degree turn.
3. Trot from B, around C, to the Judge.
4. Stop and set up for inspection.
5. When dismissed perform a 110 degree turn.
6. Back six steps and follow instructions from ring steward.

Western Equestrian Soc. National Show

Pattern Provided by
David Lloyd

2024 WES National Show

C37 Open Showmanship

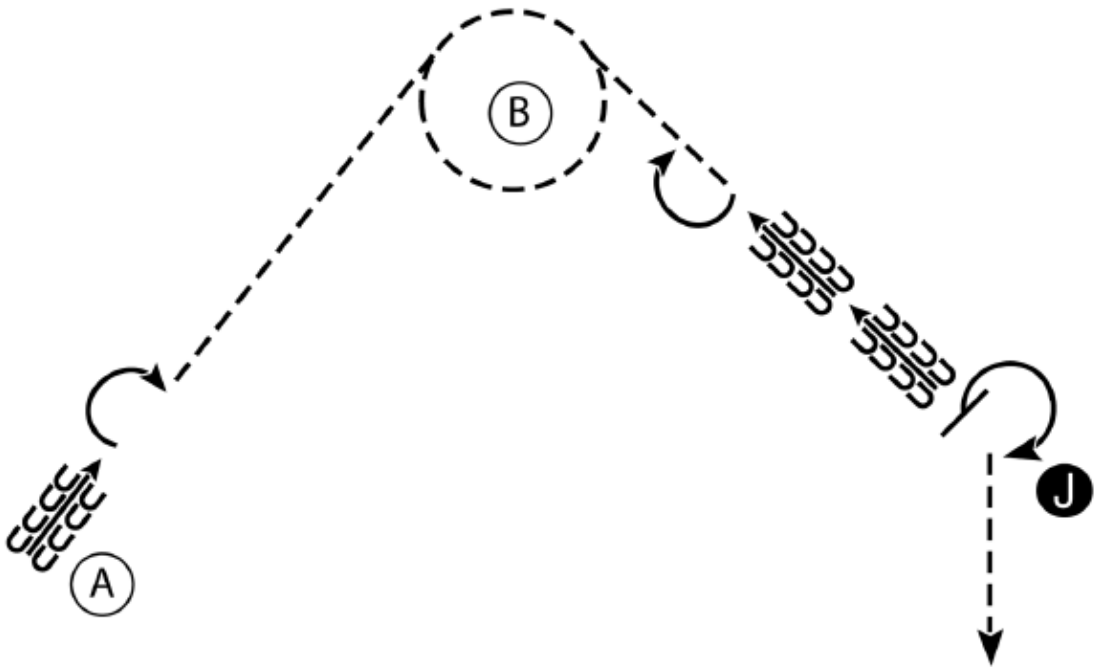

1. Begin at A. Back four steps and perform a 180 degree turn.
2. Trot to B.
3. Trot a circle around B.
4. Trot half way to the Judge.
5. Stop and perform a 180 degree turn. Back to the Judge.
6. Stop and set up for inspection.
7. When dismissed perform a 270 degree turn and trot straight away from the Judge.

Walk
Trot
Back
Marker B
Judge J

Pattern Provided by
David Lloyd

Western Equestrian Soc. National Show
Western Equestrian Soc. National Show

2024 WES National Show

C38 Youth 13 & Under Showmanship
C39 Youth 14-18 Showmanship

Western Equestrian Soc. National Show

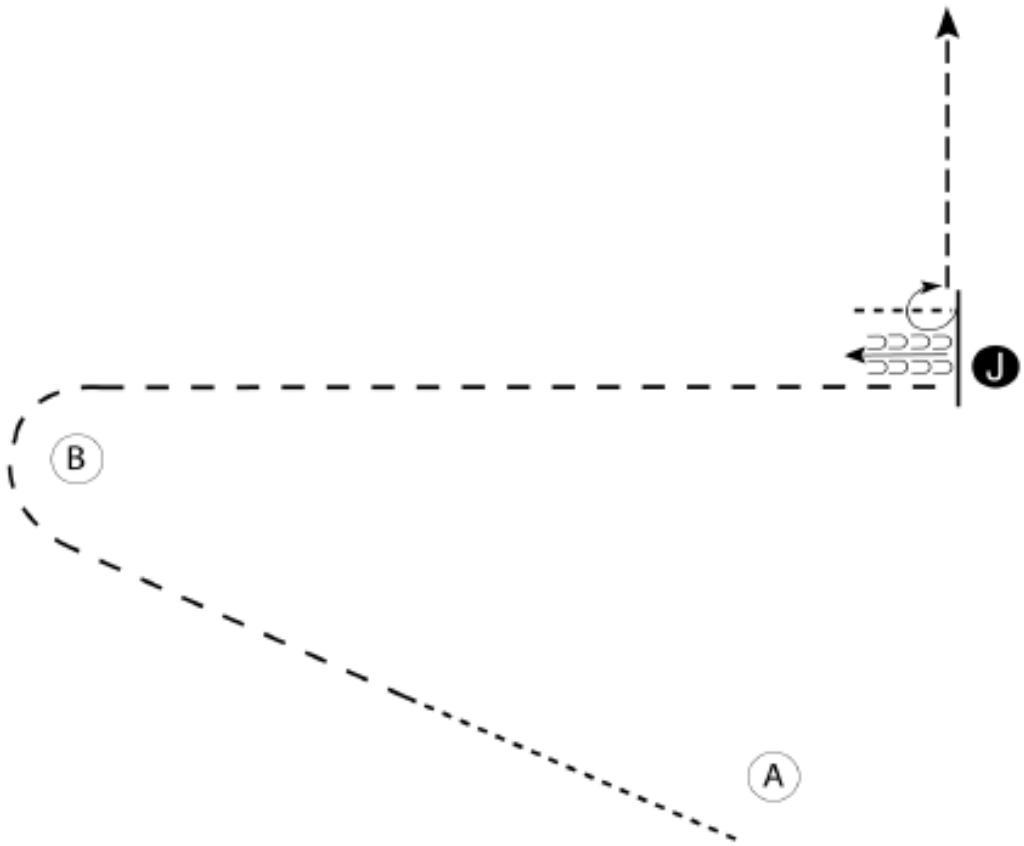

1. Begin at A. Walk halfway to B
2. Trot to and around B to the Judge
3. Stop and back one horse length
4. Walk to the Judge and set up for inspection
5. When dismissed perform a 270 degree turn and trot to the line-up

Walk
Trot
Back
Marker B
Judge J

Western Equestrian Soc. National Show

Pattern Provided by
David Lloyd

2024 WES National Show

C40 Championship Showmanship

Western Equestrian Soc. National Show

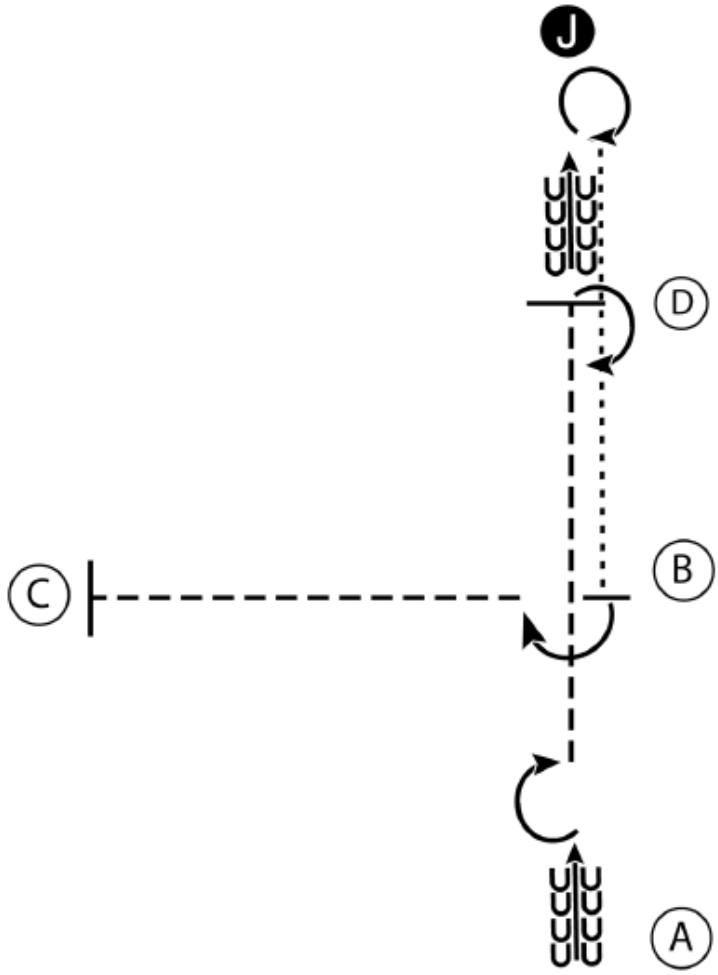

1. Begin facing away from the Judge. Back four steps.
2. Perform a 180 degree turn.
3. Trot to D. Perform a 180 degree turn.
4. Back to the Judge. Stop and set up for inspection.
5. When dismissed perform a 360 turn.
6. Walk to B. Stop and perform a 90 degree turn.
7. Trot to C, stop and wait for instructions from the ring steward.

Walk
Trot
Back
Marker B
Judge J

Western Equestrian Soc. National Show

Pattern Provided by
David Lloyd

2024 WES National Show

C49 Little Britches Showmanship

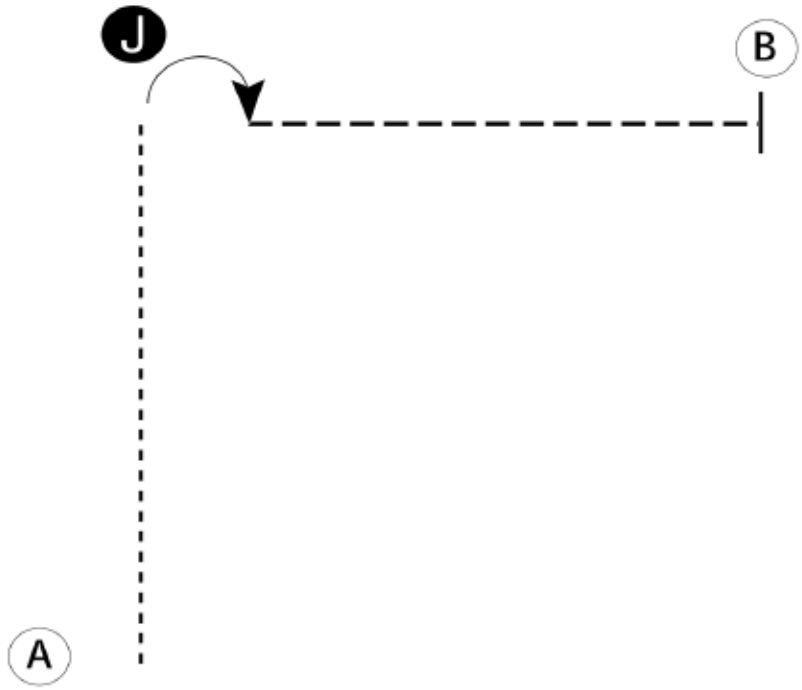

Be ready at A.

1. Walk from A to Judge.
2. Stop and set up for inspection.
3. When dismissed, perform a 90 degree turn.
4. Trot away from judge to B.
5. Stop at B.
6. Follow the instructions of your ring steward.

Walk
Trot
Back
Marker B
Judge J

Pattern Provided by
David Lloyd

Western Equestrian Soc. National Show
Western Equestrian Soc. National Show

2024 WES National Show

C50 Little Britches Horsemanship

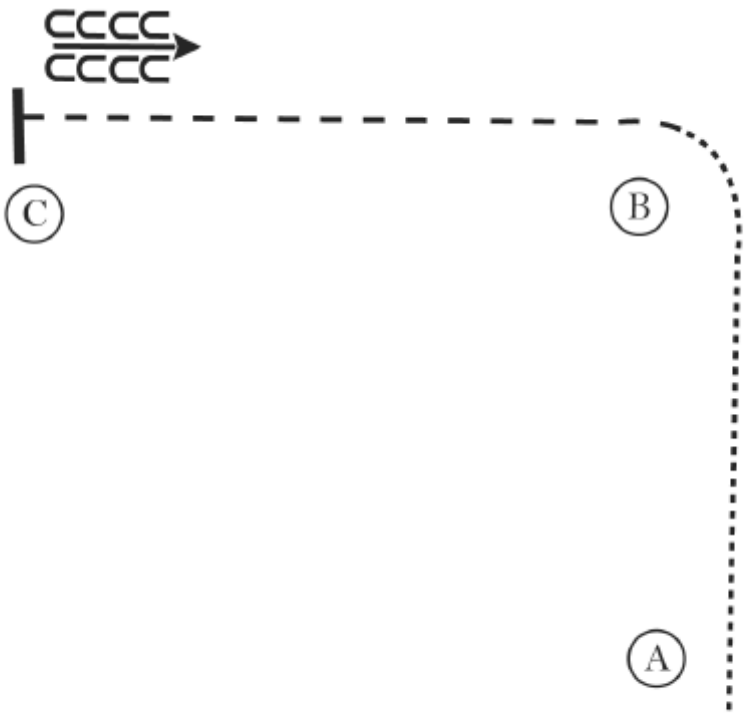

1. Walk A to B
2. Jog B to C
3. At C stop and back

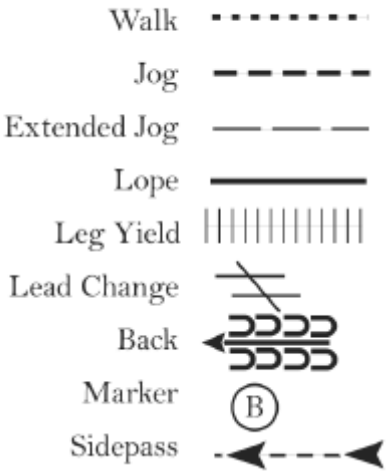

Western Equestrian Soc. National Show

Western Equestrian Soc. National Show

Pattern Provided by
David Lloyd

2024 WES National Show

C52 Little Britches Trail

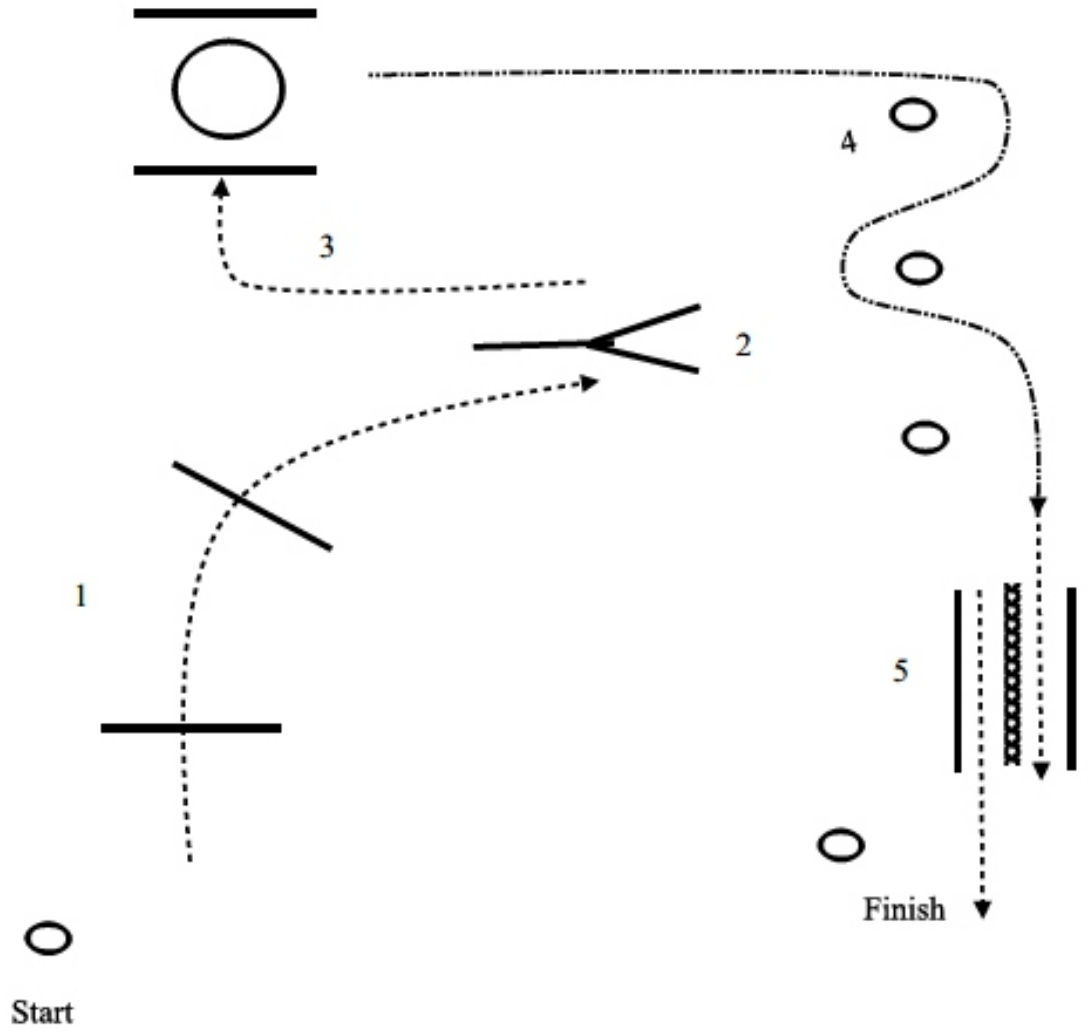

1. Walk over poles to gate
2. Work gate with left hand
3. Walk into box turn 270* left
4. Jog around cones
5. Walk in chute, back up, walk out to finish

Pattern Provided by
David Lloyd

Western Equestrian Soc. National Show
Western Equestrian Soc. National Show

C55 Jackpot Trail

Western Equestrian Soc. National Show

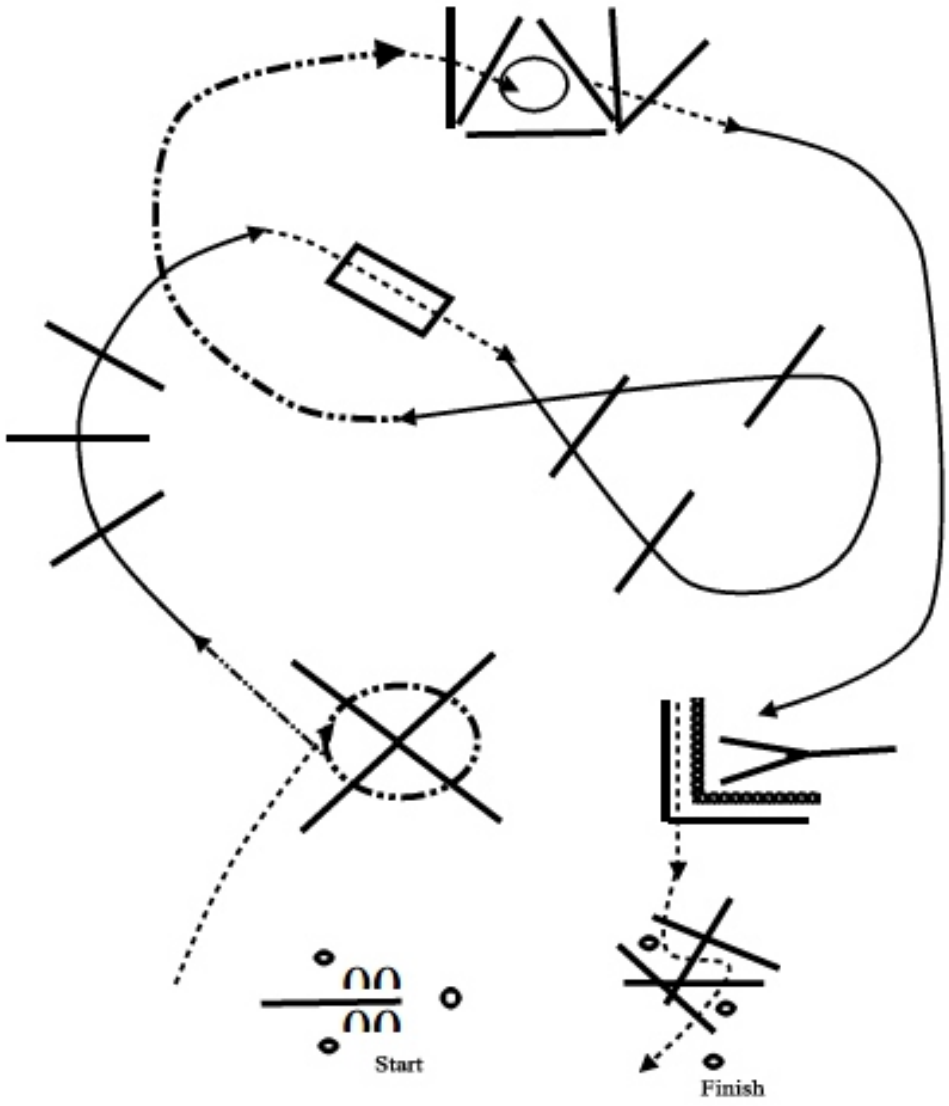

1. Sidepass left along pole
2. Jog over poles to the right
3. Lope right lead over poles
4. Walk over bridge
5. Lope left lead over poles
6. Extend the jog to box
7. Walk over poles and turn 360* either way
8. Lope right lead to gate
9. Work gate with left hand
10. Back up around gate ,walk out
11. Walk through poles as shown to finish

Pattern by D Lloyd

Western Equestrian Soc. National Show

Pattern Provided by
David Lloyd

2024 WES National Show

C70 Youth 13 & Under Ranch Trail

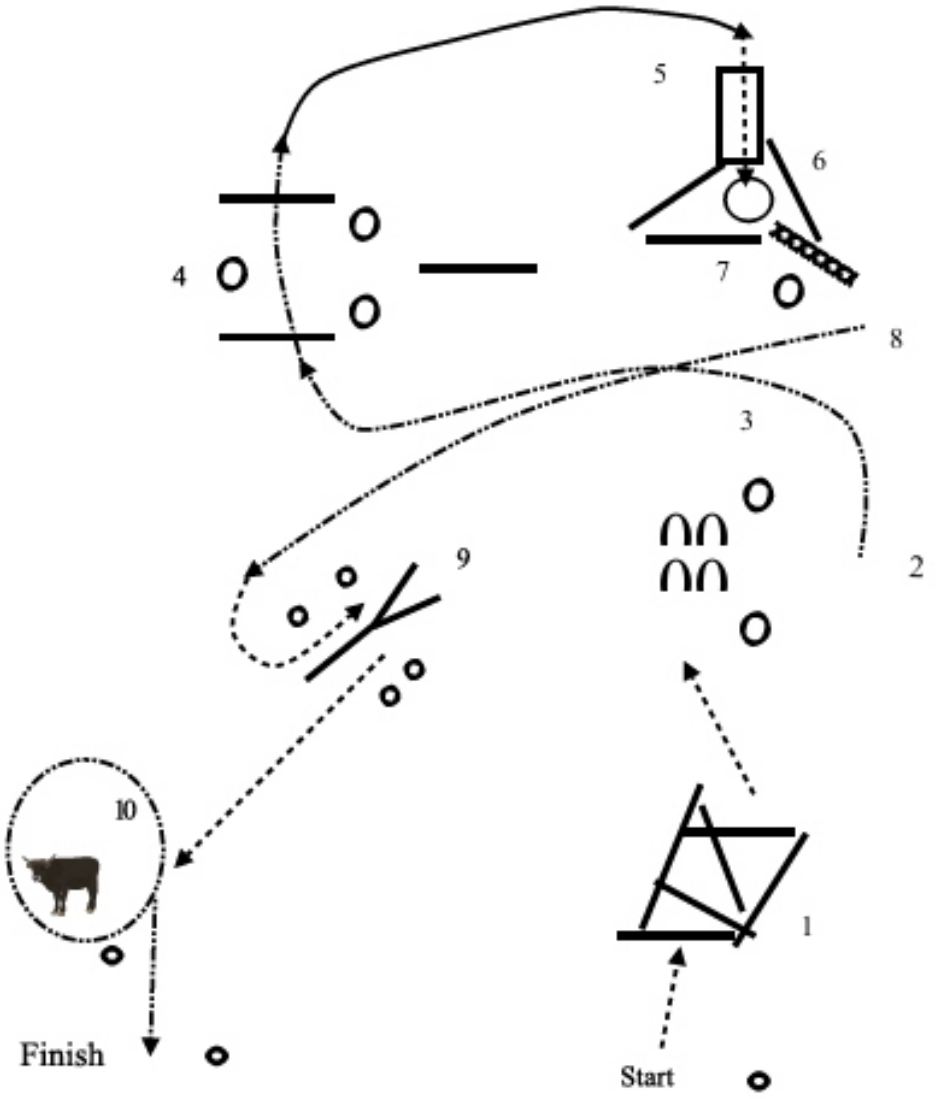

1. Walk and pick your way through fallen logs
2. Walk and sidepass right through cones
3. Jog
4. Jog over poles as shown then right lead lope
5. Walk over bridge
6. Turn 180* either way
7. Back out as shown
8. Jog to gate
9. Work gate with right hand
10. Walk to cow and jog a circle round cow then jog to finish

Pattern by D Lloyd

Pattern Provided by
David Lloyd

Western Equestrian Soc. National Show
Western Equestrian Soc. National Show

2024 WES National Show

C71 Youth 14-18 Ranch Trail

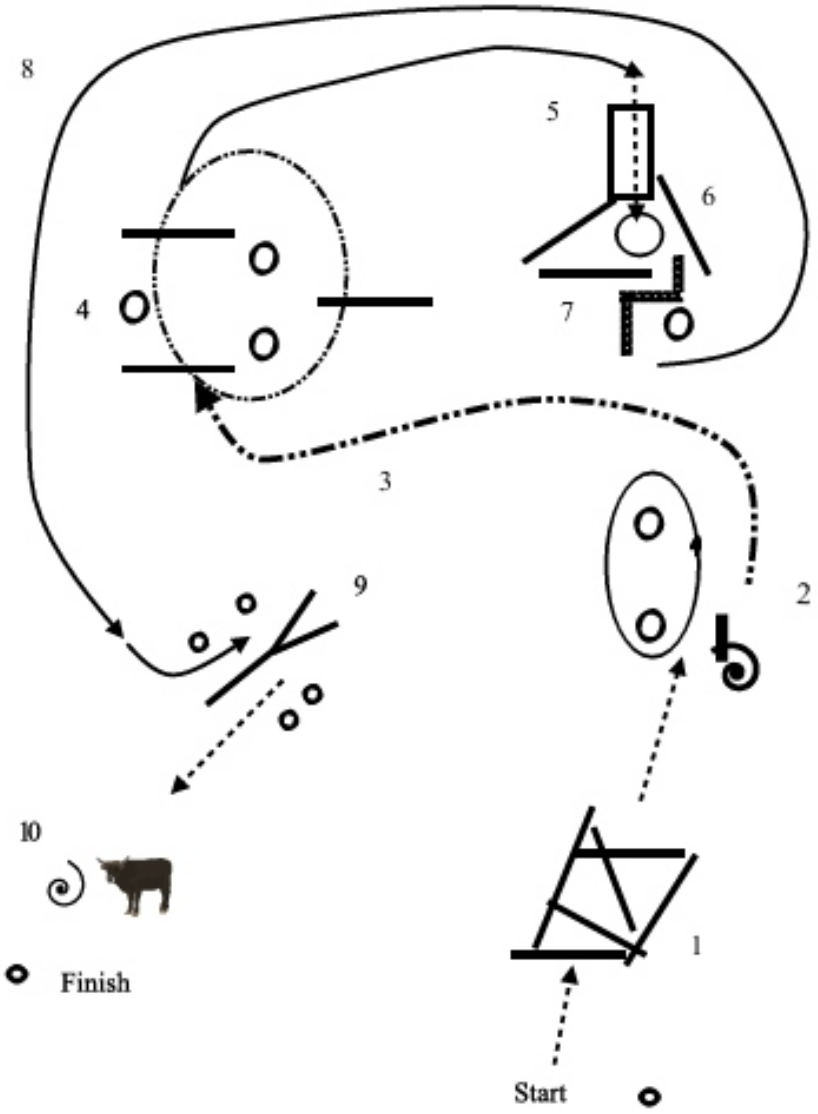

1. Walk and pick your way through fallen logs
2. Pick up rope and drag log round cones, return rope
3. Extended jog
4. Jog over poles as shown then right lead lope
5. Walk over bridge
6. Turn 540° either way
7. Back out as shown
8. Lope to gate
9. Work gate with right hand
10. Rope steer and walk to finish

Pattern by D Lloyd

Pattern Provided by
David Lloyd

Western Equestrian Soc. National Show
Western Equestrian Soc. National Show

2024 WES National Show

C72 Intermediate Horse Ranch Trail

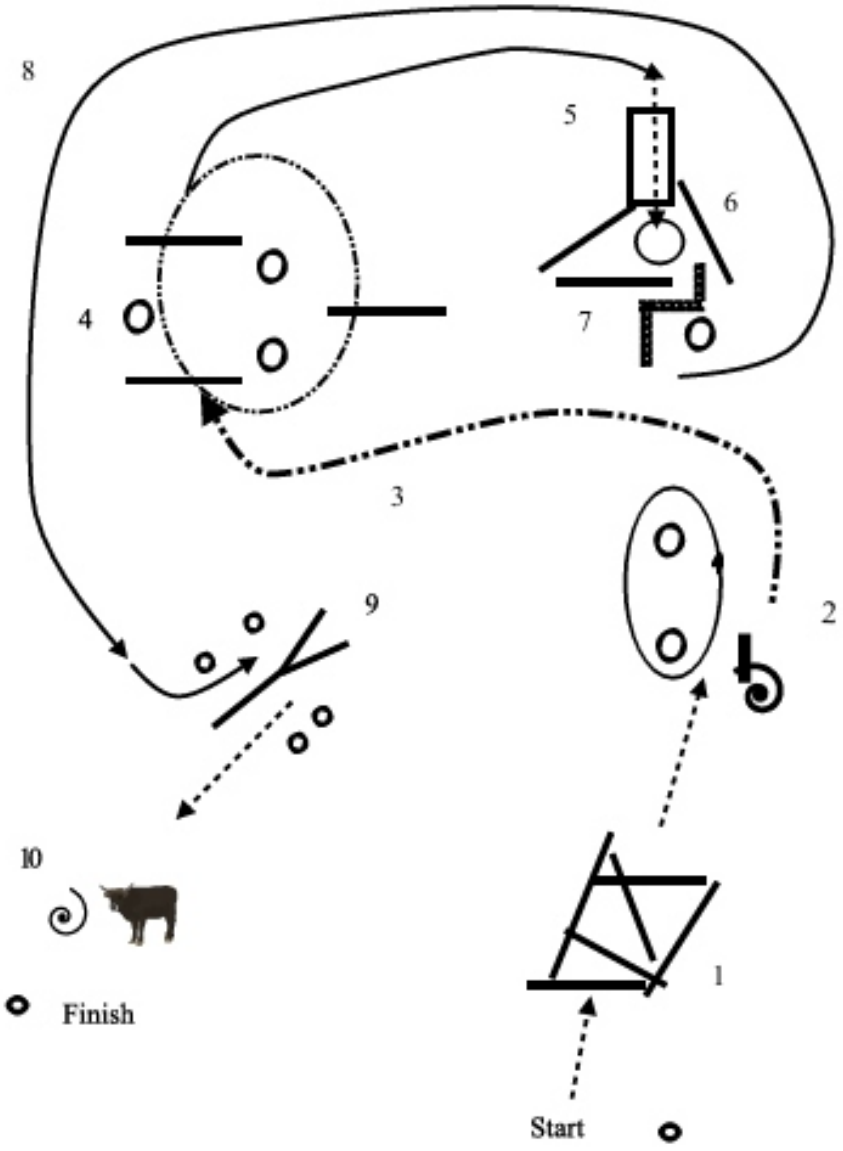

1. Walk and pick your way through fallen logs
2. Pick up rope and drag log round cones, return rope
3. Extended jog
4. Jog over poles as shown then right lead lope
5. Walk over bridge
6. Turn 540* either way
7. Back out as shown
8. Lope to gate
9. Work gate with right hand
10. Rope steer and walk to finish

Pattern by D Lloyd

Pattern Provided by
David Lloyd

Western Equestrian Soc. National Show
Western Equestrian Soc. National Show

2024 WES National Show

C73 Amateur Ranch Trail
C74 Open Ranch Trail

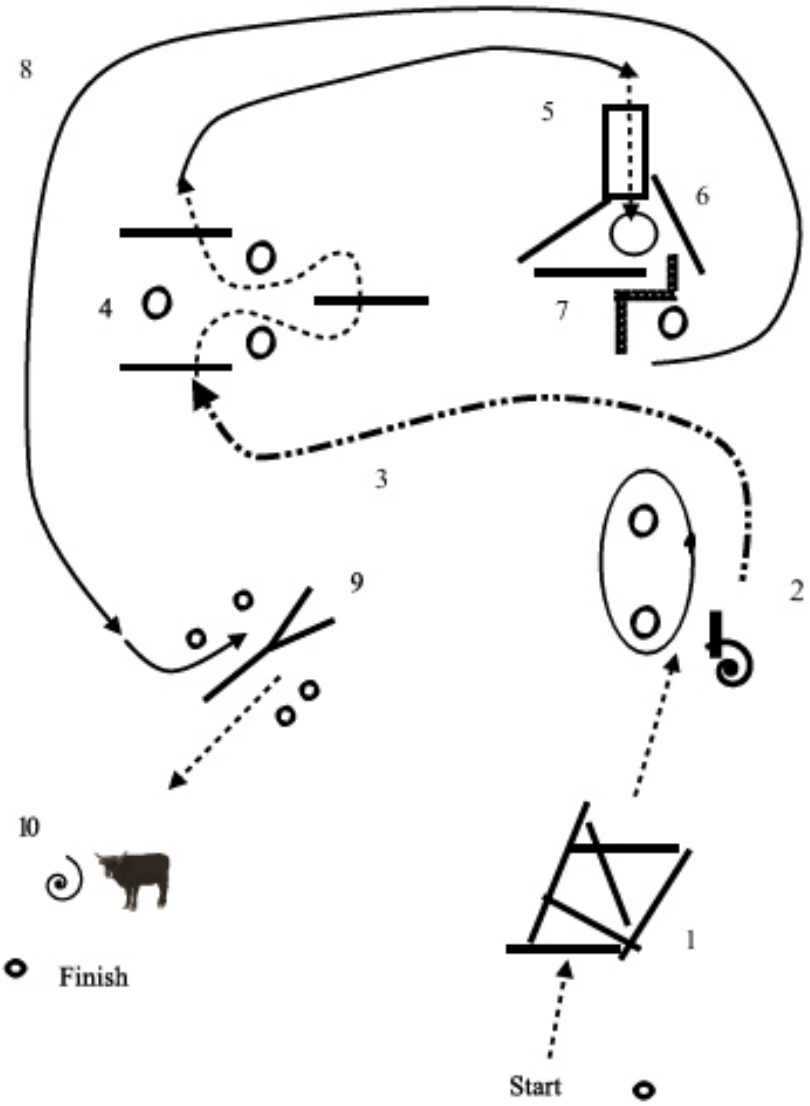

1. Walk and pick your way through fallen logs
2. Pick up rope and drag log round cones, return rope
3. Extended jog
4. Walk over poles as shown then right lead lope
5. Walk over bridge
6. Turn 540* either way
7. Back out as shown
8. Lope to gate
9. Work gate with right hand
10. Rope steer and walk to finish

Pattern by D Lloyd

Pattern Provided by
David Lloyd

Western Equestrian Soc. National Show
Western Equestrian Soc. National Show

2024 WES National Show

C75 Novice Rider Ranch Trail
C76 Novice Horse Ranch Trail

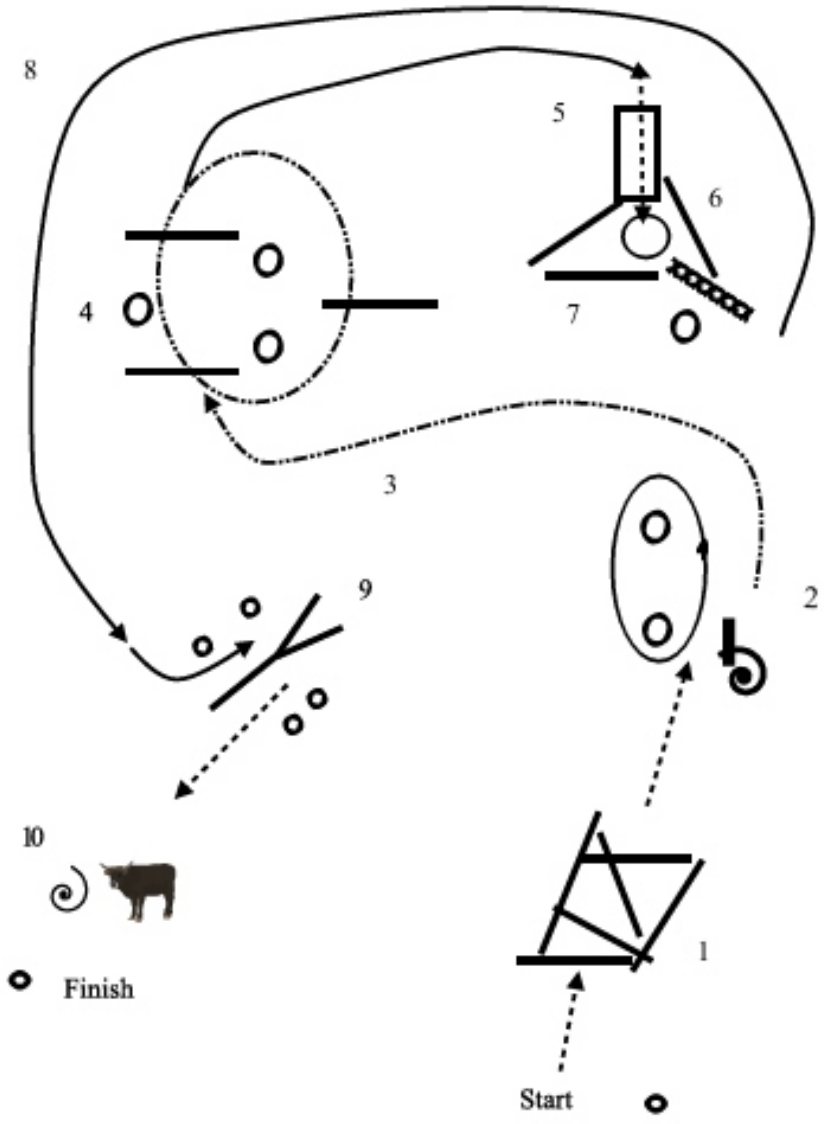

1. Walk and pick your way through fallen logs
2. Pick up rope and drag log round cones, return rope
3. Jog
4. Jog over poles as shown then right lead lope
5. Walk over bridge
6. Turn 180* either way
7. Back out as shown
8. Lope to gate
9. Work gate with right hand
10. Rope steer and walk to finish

Pattern by D Lloyd

Pattern Provided by
David Lloyd

Western Equestrian Soc. National Show
Western Equestrian Soc. National Show

2024 WES National Show

C77 Championship Ranch Trail

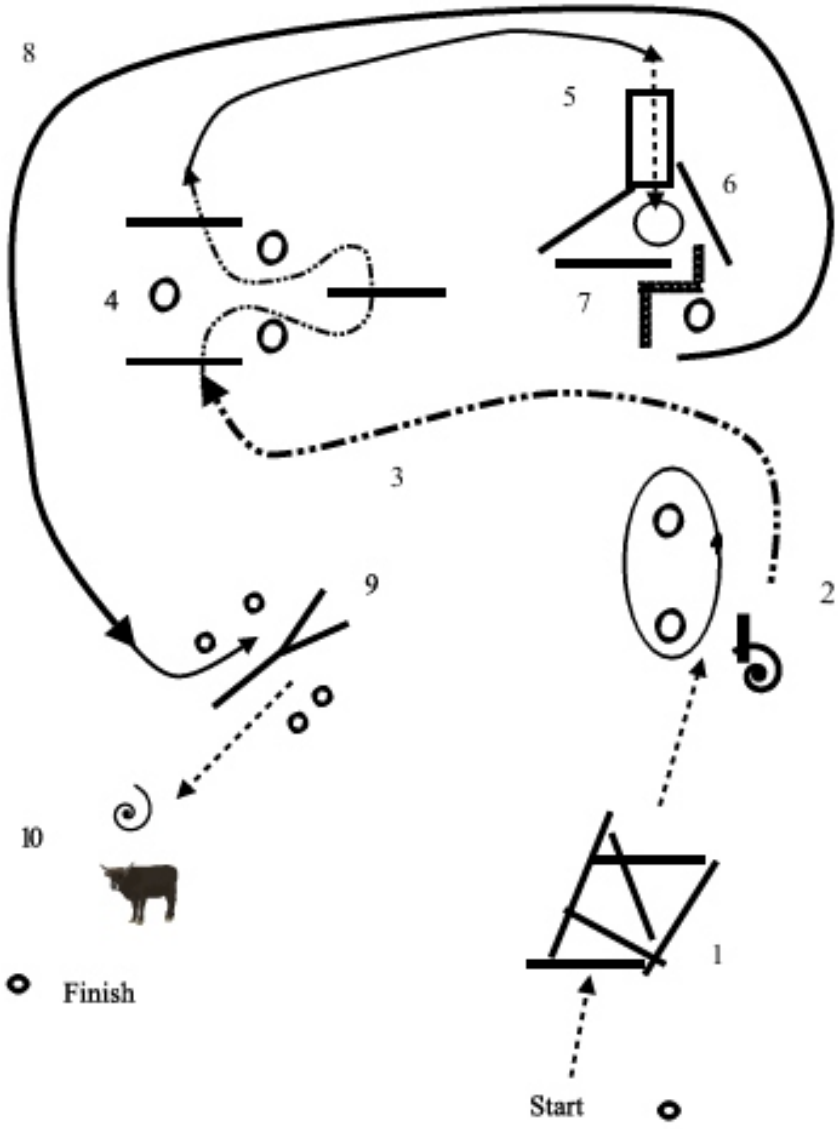

1. Walk and pick your way through fallen logs
2. Pick up rope and drag log round cones, return rope
3. Extended jog
4. Jog over poles as shown then right lead lope
5. Walk over bridge
6. Turn 540* either way
7. Back out as shown
8. Extend the lope to gate
9. Work gate with right hand
10. Rope steer and walk to finish

Pattern by D Lloyd

Pattern Provided by
David Lloyd

Western Equestrian Soc. National Show
Western Equestrian Soc. National Show

2024 WES National Show

All Pattern Numbers

Western Equestrian Soc. National Show

Western Equestrian Soc. National Show

Western Riding

C27	Youth 13 & Under	Patt. Novice Rider 1
C28	Youth 14-18	Patt. Novice Rider 1
C29	Intermediate Horse	Patt. 2
C30	Amateur	Patt. 2
C31	Open	Patt. 4
C32	Novice Rider	Patt. Novice Rider 3
C33	Novice Horse	Patt. Novice Rider 3
C34	Championship	Patt. 6

Reining

C41	Youth 13 & Under	Patt. Novice Rider 2
C42	Youth 14-18	Patt. 6
C43	Intermediate Horse	Patt. 11
C44	Amateur	Patt. 14
C45	Open	Patt. 10
C46	Novice Rider	Patt. Novice Rider 1
C47	Novice Horse	Patt. 5
C48	Championship	Patt. 1

Jackpot

C54	Ranch Riding (Jackpot)	Patt. 9

Ranch Riding

C88	Youth 13 & Under	Patt. 3
C89	Youth 14-18	Patt. 3
C90	Intermediate Horse	Patt. 5
C91	Amateur	Patt. 7
C92	Open	Patt. 7
C93	Novice Rider	Patt. 16
C94	Novice Horse	Patt. 16
C95	Championship	Patt. 9

Pattern Provided by
David Lloyd